



# CENTRAL INTERMEDIATE SCHOOL

401 E 2ND AVE MONMOUTH, IL 61462-2207 (309) 734-2213

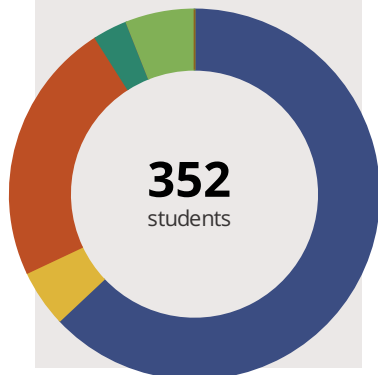
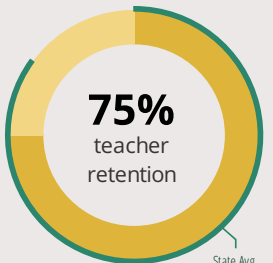
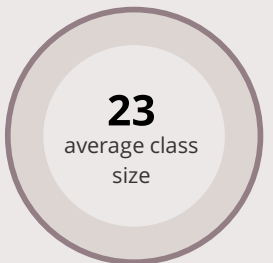
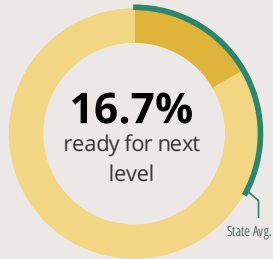
Grades: 4-6

District: MONMOUTH-ROSEVILLE CUSD 238

Principal: Ms. Becky Ince

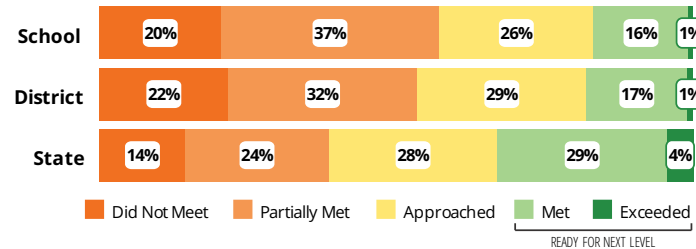
Superintendent: Mr. Edward Fletcher

## FAST FACTS



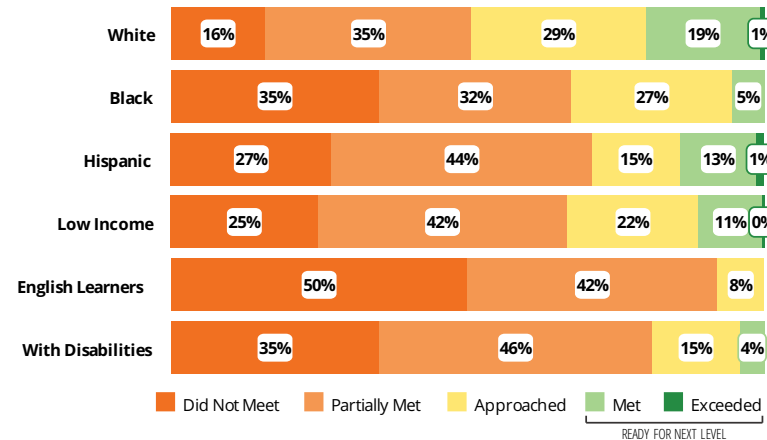
## Academic Success

All Illinois students in grades 3-8 take the PARCC assessment each year. High school students take the PARCC in specific Math or English Language Arts (ELA) courses.



## Success by Student Group

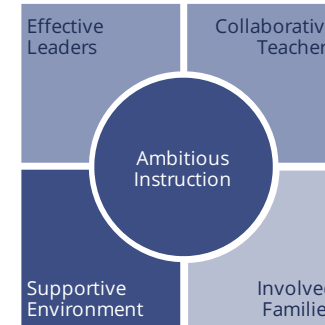
This display shows PARCC performance levels for each student group. No data is shown for groups with fewer than 10 students.



## Student Characteristics

White	63%	Low Income	78%
Black	5%	English Learners	12%
Hispanic	23%	With Disabilities	12%
Asian	3%	Homeless	1%
American Indian	0%		
Two or More Races	6%		
Pacific Islander	0%		

## School Environment



The **5Essentials Survey** allows students in grades 6-12 and all teachers to share their perspectives on essential conditions for learning. The anonymous survey consists of 5 components.

- Most implementation
- More implementation
- Average implementation
- Less implementation
- Least implementation
- Not Applicable/Low Response

### Response Rates

Students	83%
Teachers	100%

### Average

### Effective Leaders

Do principals and teachers implement a shared vision for success?

### Average

### Collaborative Teachers

Do teachers collaborate to promote professional growth?

### More

### Ambitious Instruction

Are the classes challenging and engaging?

### More

### Supportive Environment

Is the school safe, demanding, and supportive?

### Less

### Involved Families

Does the entire staff build strong external relationships?

## Student Attendance and Mobility

### Attendance Rate

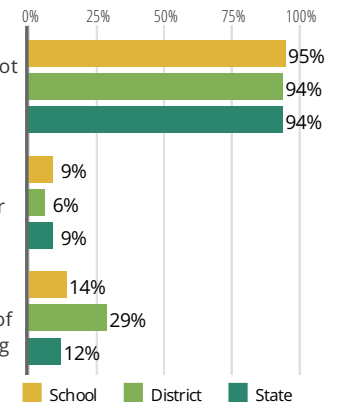
Rate at which students are present at school, not including excused or unexcused absences

### Chronic Truancy Rate

Percentage of students who have been absent without valid reasons for 5% or more of regular school days

### Student Mobility

Percentage of students who transfer in or out of the school during the school year, not including graduates





# CENTRAL INTERMEDIATE SCHOOL

## School Highlights

### Academic Courses

Our School offers CCSS aligned courses, ELA, Math, Science, and Social Studies. Our curriculum is a balance of informational texts and literature with a concentration in evidence-based responses. Our Math curriculum has 3 shifts: focus, coherence, and rigor. We are preparing our students for college & careers. Kagan structures are used in classes.

### Physical Education, Heath and Wellness

The overall goal of PE is to help our students achieve optimal development and growth. Through physical activity, students will learn team skills, behaviors, and attitudes that are conducive to a healthy lifestyle. On Wednesday, our school adopted a Wellness Wednesday where all staff and students develop habits that improve wellness.

### Other Programs and Activities

Band, Family Nights, Genius Hour, Literacy Nights, Math Club, Mentoring Program, PTC-Parent Committees, Reading Clubs, Student Leadership Team, Titan Check and Connect Mentoring Program, Titan Tutoring Tuesday and Thursday, Tutoring Program

## School Awards

## Career Development Courses and Programs

## Athletics

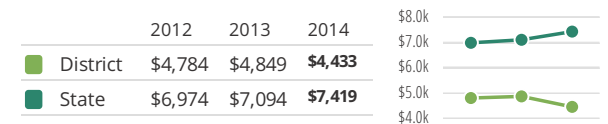
## School Personnel Resources

Paraprofessional, Reading Teacher, School Guidance Counselor

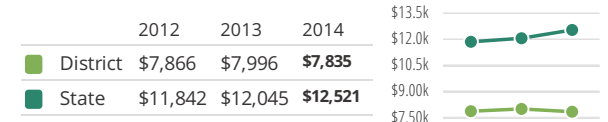
## Facilities

## District Finance

**Instructional Spending per Pupil** includes only the activities directly dealing with the teaching of students or the interaction between teachers and students.



**Operational Spending per Pupil** includes all costs for overall operations in this school's district, including Instructional Spending, but excluding summer school, adult education, capital expenditures, and long-term debt payments.



## Educator Measures

This school has had **2 principal(s)** over the past 6 years. In the last three years, an average of **75% of teachers** return to this school each year.

## FOR MORE INFORMATION

Visit [IllinoisReportCard.com](http://IllinoisReportCard.com) to see additional details about each item of information for this school. There you will find charts spanning multiple years, detailed explanations, resources, more of the school's programs and activities, and powerful tools that let you dig deeper into data.

Most of this data has been collected by ISBE from school districts through data systems. Some information, such as the School Highlights, is entered directly by principals and can be updated throughout the year.