



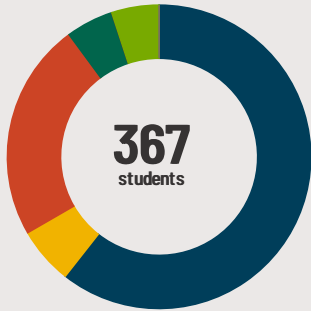
# Lincoln Early Childhood School

325 S 11th St Monmouth, IL 61462 (309)734-2213

Grades: PK - 1  
District: Monmouth-Roseville CUSD 238

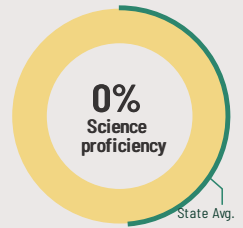
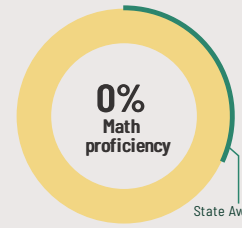
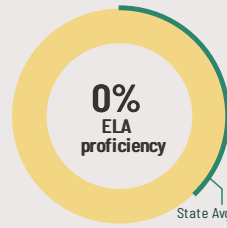
Principal: Mr. Joe Pilger  
Superintendent: Mr. Edward Fletcher

## Fast Facts



### Student Characteristics

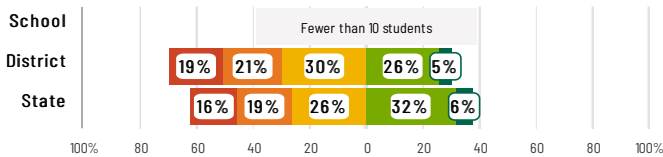
White	60%
Black	6%
Hispanic	23%
Asian	5%
American Indian	0%
Two or More Races	5%
Pacific Islander	0%
Low Income	52%
English Learners	25%
With IEPs	19%
With Disabilities	-
Homeless	1%



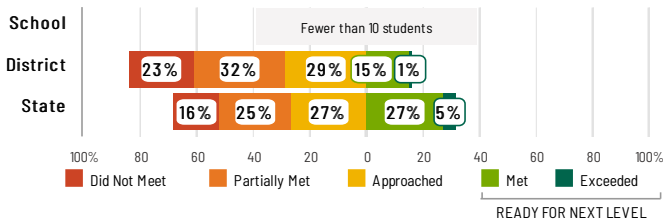
## Academic Success

All Illinois students in grades 3-8 take the IAR assessment each year. High school students take the SAT in English Language Arts and Math.

### English Language Arts



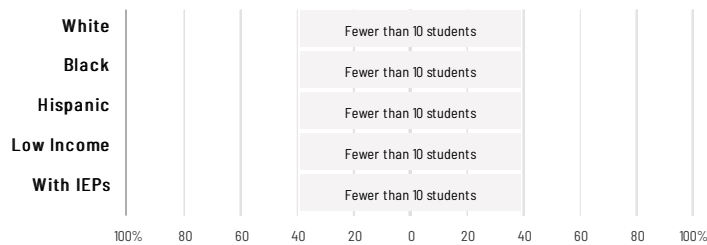
### Mathematics



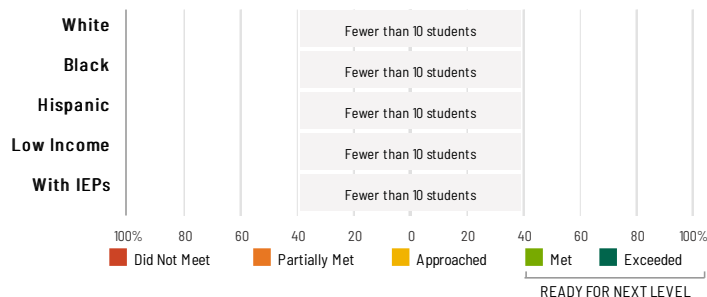
## Success by Student Group

This display shows IAR ELA & Math performance levels for each student group. No data is shown for groups with fewer than 10 students.

### English Language Arts



### Mathematics



## School Environment



The **5Essentials Survey** allows students in grades 6-12 and all teachers to share their perspectives on essential conditions for learning. The anonymous survey consists of 5 components.

- Most implementation
- More implementation
- Average implementation
- Less implementation
- Least implementation
- Not Applicable/Low Response

### Response Rates

Students	-
Teachers	77%

- Less Effective Leaders**  
Do principals and teachers implement a shared vision for success?
- Least Collaborative Teachers**  
Do teachers collaborate to promote professional growth?
- Ambitious Instruction**  
Are classes challenging and engaging?
- Supportive Environment**  
Is the school safe, demanding, and supportive?
- Less Involved Families**  
Does the entire staff build strong external relationships?

## Student Attendance and Mobility


### Attendance Rate

Rate at which students are present at school, not including excused or unexcused absences



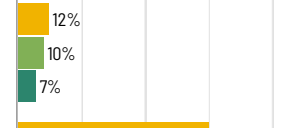
### Chronic Absenteeism

Percentage of students who miss 10% or more of school days per year either with or without a valid excuse



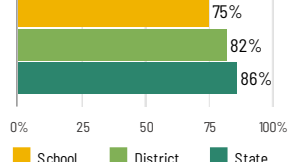
### Student Mobility

Percentage of students who transfer in or out of the school during the school year, not including graduates



### Teacher Retention

Percentage of full time teachers who return to the same school year to year





# Lincoln Early Childhood School

## School Highlights

### Academic Courses

Lincoln Early Childhood School services students ranging preschool through first grade. Our preschool utilizes the Creative Curriculum during both half day and full day sessions. Students in Kindergarten and First Grade receive instruction in multiple content areas: math, reading, ELA, science, social science, SEL.

### Physical Education, Health and Wellness

Students in kindergarten and first grade receive 20 minutes of physical education instruction, daily, from a certified physical education certified educator. In preschool, students participate gross motor activities daily. Students participate in weekly Social Emotional Learning lessons with a certified elementary school counselor.

### Other Programs and Activities

Lincoln Early Childhood School utilizes school-wide system of monitoring and promoting positive behaviors. Every Tuesday evening, videos are posted on social media of teachers reading a bedtime story to our students. This program is titled, "Titan Tuck In."

### School Awards

### Career Development Courses and Programs

Area professionals frequently visit classrooms to discuss with students their careers and the steps they took to attain these positions. These experiences expose students to different career opportunities.

### Athletics

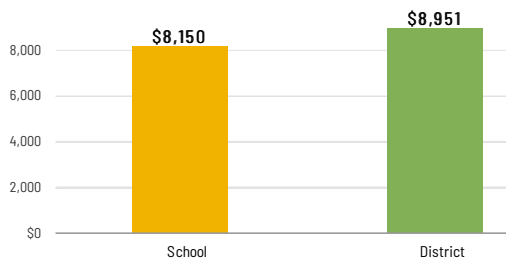
### School Personnel Resources

### Facilities

In the summer 2017, renovations to the front office area were made, adding a security vestibule prior to entering the office. New climate control units for heating were installed in all classrooms. In the spring 2019, cooling systems were added, providing the ability for climate control for both heating and cooling.

## School-Level Finance

The Every Student Succeeds Act requires LEAs to report school-level expenditure data, beginning with School Year 18-19 data. LEAs are required to report actual personnel and non-personnel expenditures of both site-specific and district centralized expenditures. Expenditures are shown at the site level and must be disaggregated by source of funds (federal vs. state/local). These data are self-reported and may differ from AFR data.



## Educator Measures

This school has had **2 principal(s)** over the past 6 years. In the last three years, an average of **75% of teachers** return to this school each year.

## FOR MORE INFORMATION

Visit [IllinoisReportCard.com](http://IllinoisReportCard.com) to see additional details about each item of information for this school. There you will find charts spanning multiple years, detailed explanations, resources, more of the school's programs and activities, and powerful tools that let you dig deeper into data.

Most of this data has been collected by ISBE from school districts through data systems. Some information, such as the School Highlights, is entered directly by principals and can be updated throughout the year.