

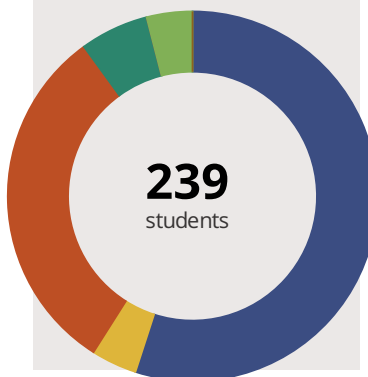
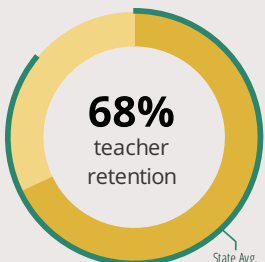
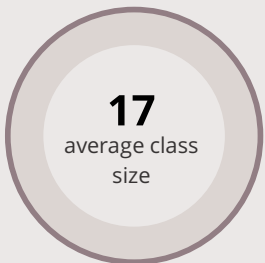
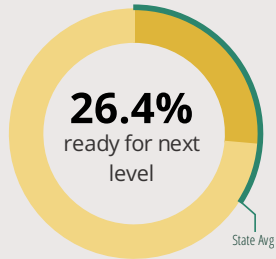
# Harding Primary School

415 E 9th Ave Monmouth, IL 61462 (309) 734-4915

Grades: 2 - 3  
District: Monmouth-Roseville CUSD 238

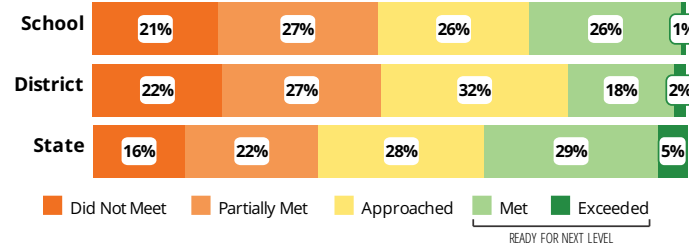
Principal: Mr. Jeff Ewing  
Superintendent: Mr. Edward Fletcher

## FAST FACTS



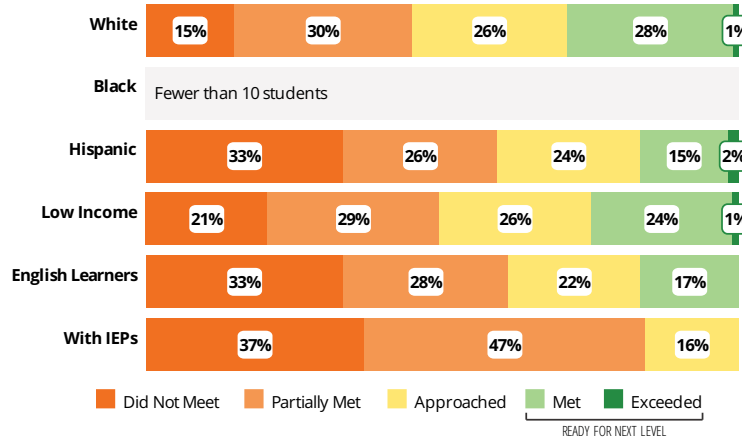
## Academic Success

All Illinois students in grades 3-8 take the PARCC assessment each year. High school students take the SAT in Math and English Language Arts.



## Success by Student Group

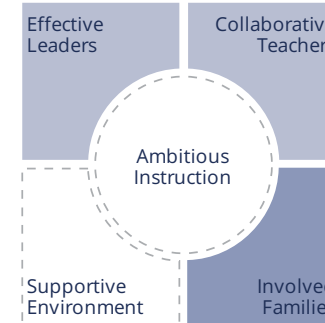
This display shows PARCC performance levels for each student group. No data is shown for groups with fewer than 10 students



## Student Characteristics

White	55%	Low Income	100%
Black	4%	English Learners	35%
Hispanic	31%	With IEPs	13%
Asian	6%	Homeless	1%
American Indian	0%		
Two or More Races	4%		
Pacific Islander	0%		

## School Environment

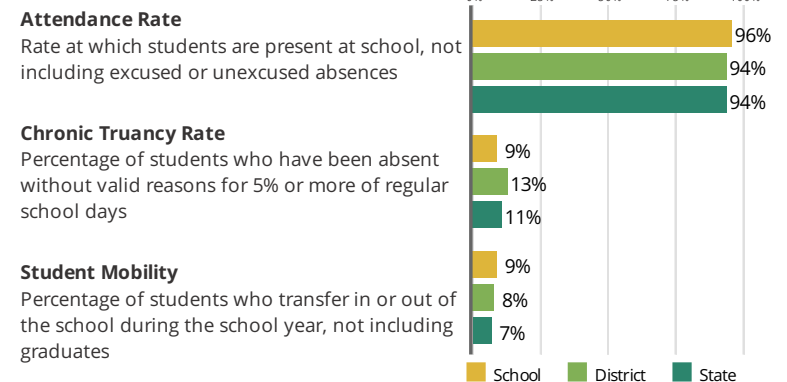


The **5Essentials Survey** allows students in grades 6-12 and all teachers to share their perspectives on essential conditions for learning. The anonymous survey consists of 5 components.

Response Rates	
Students	-
Teachers	95%

- Less Effective Leaders**  
Do principals and teachers implement a shared vision for success?
- Less Collaborative Teachers**  
Do teachers collaborate to promote professional growth?
- Ambitious Instruction**  
Are classes challenging and engaging?
- Supportive Environment**  
Is the school safe, demanding, and supportive?
- Average Involved Families**  
Does the entire staff build strong external relationships?

## Student Attendance and Mobility





# Harding Primary School

## School Highlights

### Academic Courses

Harding Primary is a 2nd and 3rd-grade attendance center in the Monmouth-Roseville School District. With a 16:1 student to teacher ratio small group instruction is easily attained. Harding Primary students have weekly Art, Music, and Library Tech classes and daily Physical Education classes.

### Physical Education, Health and Wellness

### Other Programs and Activities

Harding Primary puts a focus on social-emotional learning by focusing on a specific character trait each month. Students receive Titan Tokens to spend at the monthly school store when they are caught displaying the monthly trait as well as when they are following the Titan Truths.

### School Awards

### Career Development Courses and Programs

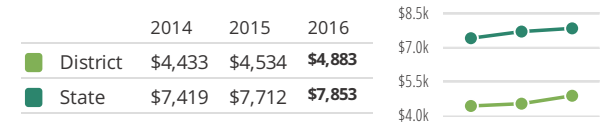
### Athletics

### School Personnel Resources

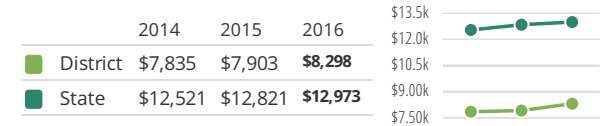
### Facilities

## District Finance

**Instructional Spending per Pupil** includes only the activities directly dealing with the teaching of students or the interaction between teachers and students.



**Operational Spending per Pupil** includes all costs for overall operations in this school's district, including Instructional Spending, but excluding summer school, adult education, capital expenditures, and long-term debt payments.



## Educator Measures

This school has had **3 principal(s)** over the past 6 years. In the last three years, an average of **68% of teachers** return to this school each year.

## FOR MORE INFORMATION

Visit [IllinoisReportCard.com](http://IllinoisReportCard.com) to see additional details about each item of information for this school. There you will find charts spanning multiple years, detailed explanations, resources, more of the school's programs and activities, and powerful tools that let you dig deeper into data.

Most of this data has been collected by ISBE from school districts through data systems. Some information, such as the School Highlights, is entered directly by principals and can be updated throughout the year.