



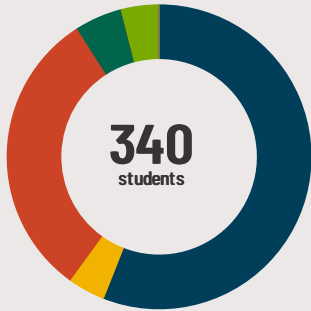
# Central Intermediate School

401 E 2nd Ave Monmouth, IL 61462 (309) 734-2213

Grades: 4 - 6  
District: Monmouth-Roseville CUSD 238

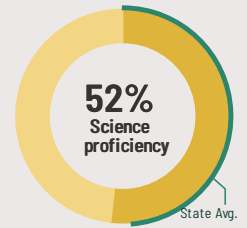

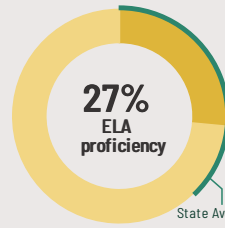
Principal: Mrs. Becky Hutton  
Superintendent: Mr. Edward Fletcher

## Fast Facts



### Student Characteristics

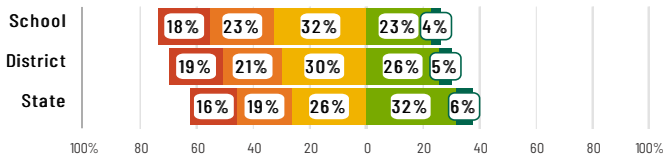
White	56%
Black	4%
Hispanic	31%
Asian	5%
American Indian	0%
Two or More Races	4%
Pacific Islander	0%
Low Income	55%
English Learners	25%
With IEPs	14%
With Disabilities	-
Homeless	1%



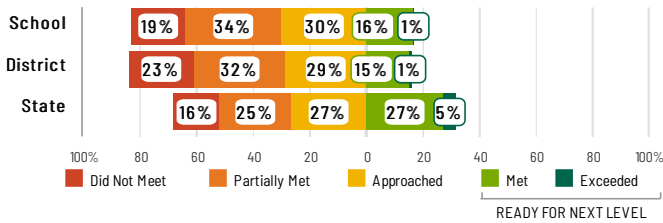
## Academic Success

All Illinois students in grades 3-8 take the IAR assessment each year. High school students take the SAT in English Language Arts and Math.

### English Language Arts



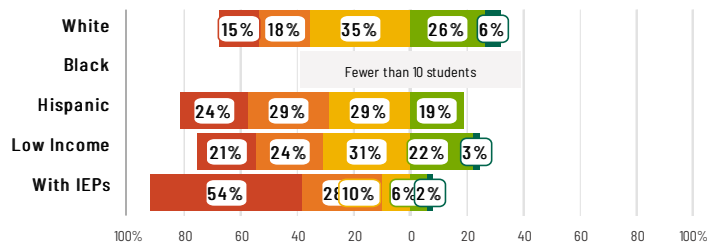
### Mathematics



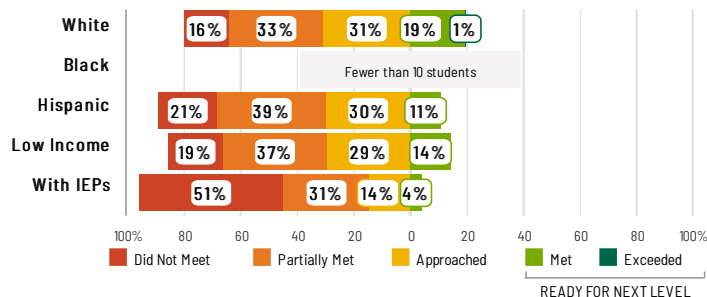
## Success by Student Group

This display shows IAR ELA & Math performance levels for each student group. No data is shown for groups with fewer than 10 students.

### English Language Arts



### Mathematics



## School Environment



The **5Essentials Survey** allows students in grades 6-12 and all teachers to share their perspectives on essential conditions for learning. The anonymous survey consists of 5 components.

- Most implementation
- More implementation
- Average implementation
- Less implementation
- Least implementation
- Not Applicable/Low Response

### Response Rates

Students	94%
Teachers	89%

### Less Effective Leaders

Do principals and teachers implement a shared vision for success?

### Less Collaborative Teachers

Do teachers collaborate to promote professional growth?

### Average Ambitious Instruction

Are classes challenging and engaging?

### More Supportive Environment

Is the school safe, demanding, and supportive?

### Less Involved Families

Does the entire staff build strong external relationships?

## Student Attendance and Mobility

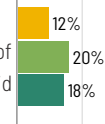
### Attendance Rate

Rate at which students are present at school, not including excused or unexcused absences



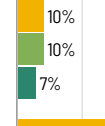
### Chronic Absenteeism

Percentage of students who miss 10% or more of school days per year either with or without a valid excuse



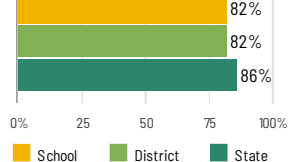
### Student Mobility

Percentage of students who transfer in or out of the school during the school year, not including graduates



### Teacher Retention

Percentage of full time teachers who return to the same school year to year





# Central Intermediate School

## School Highlights

### Academic Courses

English Language Arts, Math, Science, Social Studies - courses that aligned to the state standards, require higher order thinking, and opportunities for collaboration.

### Physical Education, Health and Wellness

We offer 100 minutes of PE a week. We also provide recess for our 4th grade 2X a week and our 5th and 6th 1X a week. Our staff also are committed to brain breaks in the classroom. We also incorporate Wellness Wednesday, where staff wear tennis shoes and commit to lessons that require movement.

### Other Programs and Activities

Genius Hour is a course that is offered to provide students opportunities to explore their passions and to learn how to make contributions to the school and community. We are implementing Placed Based Education for our 6th grade students. We partner with the Teton Schools and Monmouth College.

### School Awards

### Career Development Courses and Programs

Our students use Career Cruising and CCSparks to explore a variety of careers.

### Athletics

### School Personnel Resources

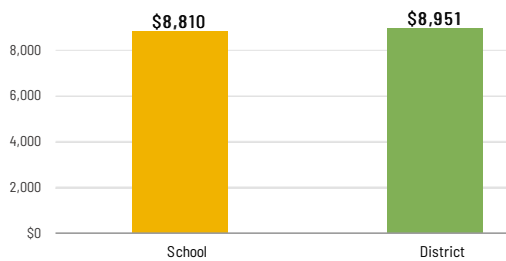
Bilingual Education Teacher, Curriculum Specialist, English as a Second Language Teacher, Instructional Math Coach, Librarian/Media Specialist, Paraprofessional, Reading Specialist, School Guidance Counselor, School Nurse, School Psychologist, School Social Worker, Special Education Teacher, Speech Language Pathology Teacher, Technology Specialist

### Facilities

Our classrooms have tables to support our Kagan Cooperative Learning. We have collaborative spaces in our school building. We have added a vestibule for school safety. We painted our lockers in school colors and added motivational vinyl to our walls. We also purchased brand new cafeteria tables for our students.

## School-Level Finance

The Every Student Succeeds Act requires LEAs to report school-level expenditure data, beginning with School Year 18-19 data. LEAs are required to report actual personnel and non-personnel expenditures of both site-specific and district centralized expenditures. Expenditures are shown at the site level and must be disaggregated by source of funds (federal vs. state/local). These data are self-reported and may differ from AFR data.



## Educator Measures

This school has had **1 principal(s)** over the past 6 years. In the last three years, an average of **82% of teachers** return to this school each year.

## FOR MORE INFORMATION

Visit [IllinoisReportCard.com](http://IllinoisReportCard.com) to see additional details about each item of information for this school. There you will find charts spanning multiple years, detailed explanations, resources, more of the school's programs and activities, and powerful tools that let you dig deeper into data.

Most of this data has been collected by ISBE from school districts through data systems. Some information, such as the School Highlights, is entered directly by principals and can be updated throughout the year.