



# Monmouth-Roseville Jr High Sch

200 E Gossett St Roseville, IL 61473 (309) 426-2682

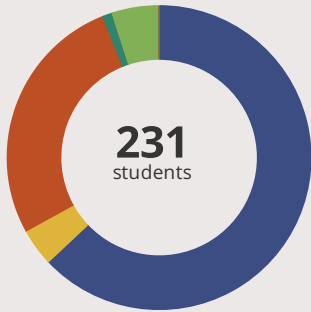
Grades: 7 - 8

District: Monmouth-Roseville CUSD 238

Principal: Mr. Donald Farr

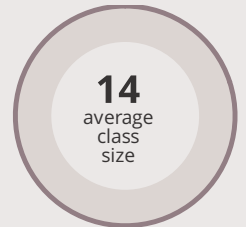

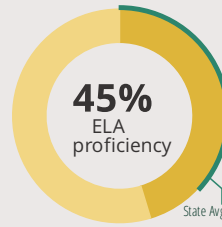
Superintendent: Mr. Edward Fletcher

## Fast Facts



### Student Characteristics

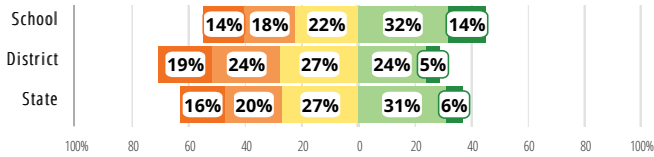
White	63%
Black	4%
Hispanic	27%
Asian	1%
American Indian	0%
Two or More Races	5%
Pacific Islander	0%
Low Income	96%
English Learners	12%
With IEPs	12%
Homeless	1%



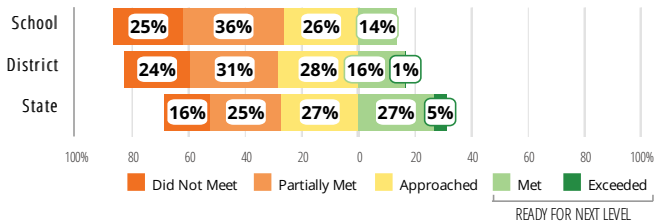
## Academic Success

All Illinois students in grades 3-8 take the PARCC assessment each year. High school students take the SAT in English Language Arts and Math.

### English Language Arts



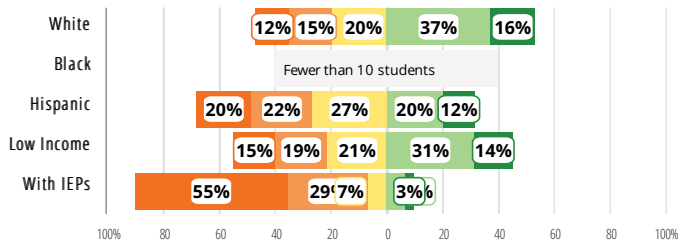
### Mathematics



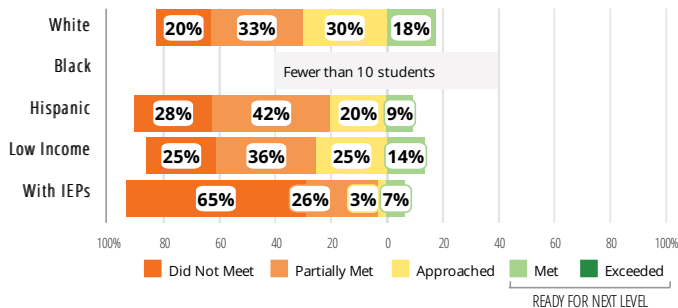
## Success by Student Group

This display shows PARCC ELA & Math performance levels for each student group. No data is shown for groups with fewer than 10 students.

### English Language Arts



### Mathematics



## School Environment



The **5Essentials Survey** allows students in grades 6-12 and all teachers to share their perspectives on essential conditions for learning. The anonymous survey consists of 5 components.

- Most implementation
- More implementation
- Average implementation
- Less implementation
- Least implementation
- Not Applicable/Low Response

### Response Rates

Students	-
Teachers	-

### Effective Leaders

Do principals and teachers implement a shared vision for success?

### Collaborative Teachers

Do teachers collaborate to promote professional growth?

### Ambitious Instruction

Are classes challenging and engaging?

### Supportive Environment

Is the school safe, demanding, and supportive?

### Involved Families

Does the entire staff build strong external relationships?

## Student Attendance and Mobility

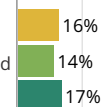
### Attendance Rate

Rate at which students are present at school, not including excused or unexcused absences



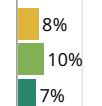
### Chronic Absenteeism

Percentage of students who miss 10% or more of school days per year either with or without a valid excuse



### Student Mobility

Percentage of students who transfer in or out of the school during the school year, not including graduates



### Teacher Retention

Percentage of full time teachers who return to the same school year to year





# Monmouth-Roseville Jr High Sch

## School Highlights

### Academic Courses

The academic program includes the core classes of Literature and Language Arts, Mathematics, Social Studies, Science and PE. We also offer non-core classes to both 7th and 8th grade. 7th graders take Health and Technical Writing the 8th graders take Art and Agriculture, one class per semester. We also offer Special Education and ESL classes.

### Physical Education, Health and Wellness

All students at MRJHS participate in a forty-minute physical education class everyday. Over the course of the year they take part in a variety of units including the usual sports such as football, basketball, softball, soccer, and track events. They also are exposed to other sports like badminton, lacrosse, pickle ball, and weight lifting.

### Other Programs and Activities

MRJHS students have the opportunity to become a part of the Student Council. This group of students, with the assistance of their supervising teacher plan assemblies, dances, and special weeks throughout the year which aids in the climate and culture of the building. Our VOICE program meets after school and helps with homework and tutoring needs.

### School Awards

For the last several we have been designated as a "Relay For Life" school due to our yearly fund raiser and our sponsoring a relay for life event every other year. We have also been recognized by the IESA with the Division Sportsmanship Award for displaying excellent sportsmanship throughout the year.

### Career Development Courses and Programs

Every other year at the end of the school, MRJHS invites approximately 20 -25 guests to a two-day Career Fair. The students learn about the job these people do and the type of education needed to perform these duties. During the course of every year we have a variety of events that start our students thinking about life beyond the next six years.

### Athletics

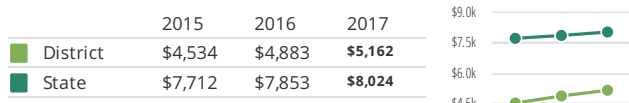
The extra-curricular activities provided by MRJHS include football, boys and girls basketball, wrestling, volleyball, and track. We also have scholastic bowl, band and chorus that the students can participate in at both the conference and state level.

### School Personnel Resources

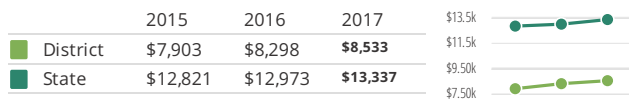
### Facilities

## District Finance

**Instructional Spending per Pupil** includes only the activities directly dealing with the teaching of students or the interaction between teachers and students.



**Operational Spending per Pupil** includes all costs for overall operations in this school's district, including Instructional Spending, but excluding summer school, adult education, capital expenditures, and long-term debt payments.



## Educator Measures

This school has had **1 principal(s)** over the past 6 years. In the last three years, an average of **83% of teachers** return to this school each year.

## FOR MORE INFORMATION

Visit [IllinoisReportCard.com](http://IllinoisReportCard.com) to see additional details about each item of information for this school. There you will find charts spanning multiple years, detailed explanations, resources, more of the school's programs and activities, and powerful tools that let you dig deeper into data.

Most of this data has been collected by ISBE from school districts through data systems. Some information, such as the School Highlights, is entered directly by principals and can be updated throughout the year.