



Monmouth-Roseville Jr High Sch

200 E Gossett St Roseville, IL 61473 (309) 426-2682

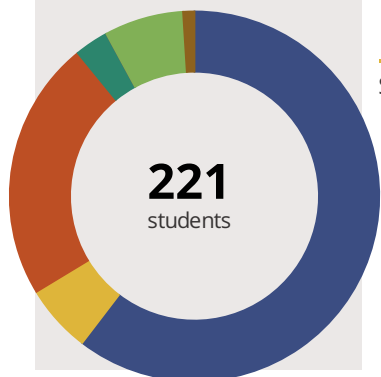
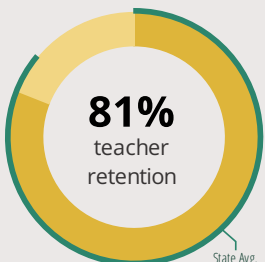
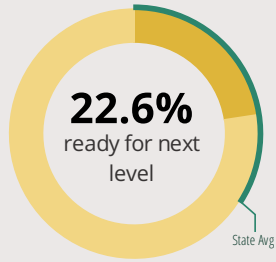
Grades: 7 - 8

District: Monmouth-Roseville CUSD 238

Principal: Mr. Donald Farr

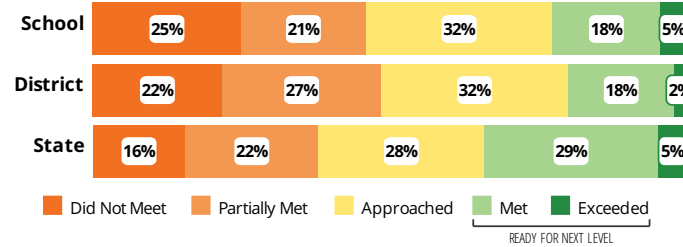
Superintendent: Mr. Edward Fletcher

FAST FACTS



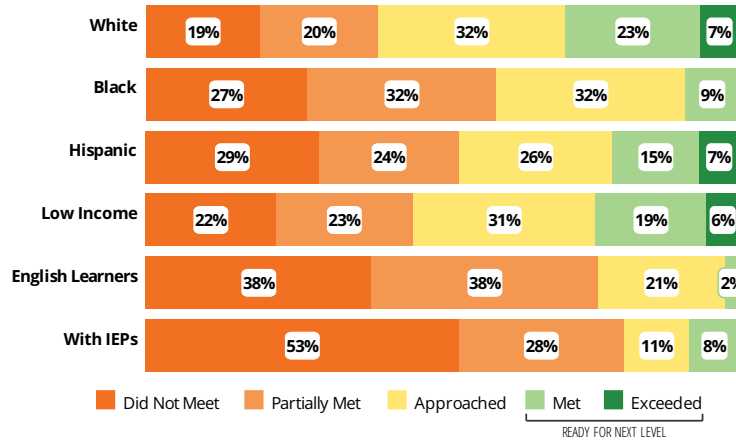
Academic Success

All Illinois students in grades 3-8 take the PARCC assessment each year. High school students take the SAT in Math and English Language Arts.



Success by Student Group

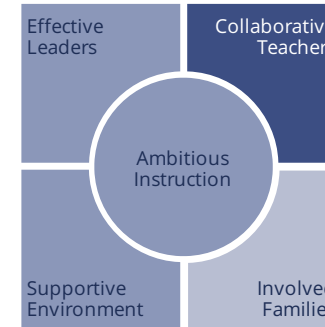
This display shows PARCC performance levels for each student group. No data is shown for groups with fewer than 10 students



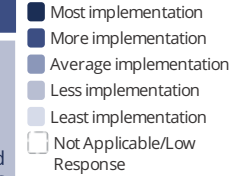
Student Characteristics

White	61%	Low Income	100%
Black	6%	English Learners	12%
Hispanic	23%	With IEPs	13%
Asian	3%	Homeless	1%
American Indian	0%		
Two or More Races	7%		
Pacific Islander	1%		

School Environment



The **5Essentials Survey** allows students in grades 6-12 and all teachers to share their perspectives on essential conditions for learning. The anonymous survey consists of 5 components.



Response Rates

Students	92%
Teachers	100%

Average Effective Leaders

Do principals and teachers implement a shared vision for success?

More Collaborative Teachers

Do teachers collaborate to promote professional growth?

Average Ambitious Instruction

Are classes challenging and engaging?

Average Supportive Environment

Is the school safe, demanding, and supportive?

Less Involved Families

Does the entire staff build strong external relationships?

Student Attendance and Mobility

Attendance Rate

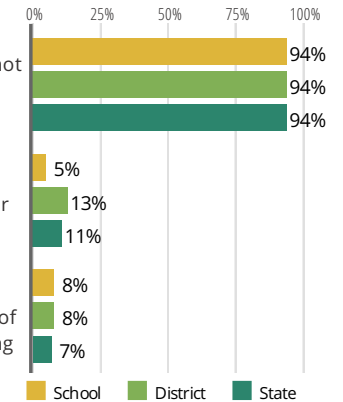
Rate at which students are present at school, not including excused or unexcused absences

Chronic Truancy Rate

Percentage of students who have been absent without valid reasons for 5% or more of regular school days

Student Mobility

Percentage of students who transfer in or out of the school during the school year, not including graduates





Monmouth-Roseville Jr High Sch

School Highlights

Academic Courses

The academic program includes the core classes of Literature and Language Arts, Mathematics, Social Studies, Science and PE. We also offer non-core classes to both 7th and 8th grade. 7th graders take Health and Technical Writing the 8th graders take Art and Agriculture, one class per semester. We also offer Special Education and ESL classes.

Physical Education, Heath and Wellness

All students at MRJHS participate in a forty-minute physical education class everyday. Over the course of the year they take part in a variety of units including the usual sports such as football, basketball, softball, soccer, and track events. They also are exposed to other sports like badminton, lacrosse, pickle ball, and weight lifting.

Other Programs and Activities

MRJHS students have the opportunity to become a part of the Student Council. This group of students, with the assistance of their supervising teacher plan assemblies, dances, and special weeks throughout the year which aids in the climate and culture of the building. Our VOICE program meets after school and helps with homework and tutoring needs.

School Awards

For the last several we have been designated as a "Relay For Life" school due to our yearly fund raiser and our sponsoring a relay for life event every other year. We have also been recognized by the IESA with the Division Sportsmanship Award for displaying excellent sportsmanship throughout the year.

Career Development Courses and Programs

Every other year at the end of the school, MRJHS invites approximately 20 -25 guests to a two-day Career Fair. The students learn about the job these people do and the type of education needed to perform these duties. During the course of every year we have a variety of events that start our students thinking about life beyond the next six years.

Athletics

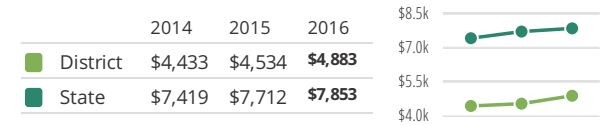
The extra-curricular activities provided by MRJHS include football, boys and girls basketball, wrestling, volleyball, and track. We also have scholastic bowl, band and chorus that the students can participate in at both the conference and state level.

School Personnel Resources

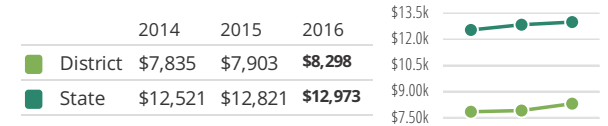
Facilities

District Finance

Instructional Spending per Pupil includes only the activities directly dealing with the teaching of students or the interaction between teachers and students.



Operational Spending per Pupil includes all costs for overall operations in this school's district, including Instructional Spending, but excluding summer school, adult education, capital expenditures, and long-term debt payments.



Educator Measures

This school has had **1 principal(s)** over the past 6 years. In the last three years, an average of **81% of teachers** return to this school each year.

FOR MORE INFORMATION

Visit IllinoisReportCard.com to see additional details about each item of information for this school. There you will find charts spanning multiple years, detailed explanations, resources, more of the school's programs and activities, and powerful tools that let you dig deeper into data.

Most of this data has been collected by ISBE from school districts through data systems. Some information, such as the School Highlights, is entered directly by principals and can be updated throughout the year.