



# Monmouth-Roseville High Sch

325 W 1st Ave Monmouth, IL 61462 (309) 734-5118

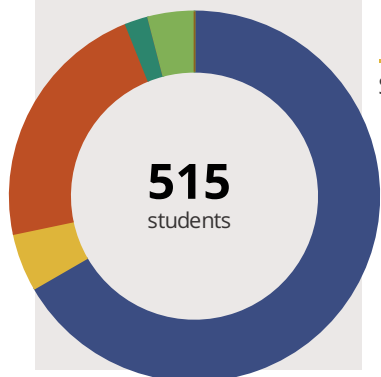
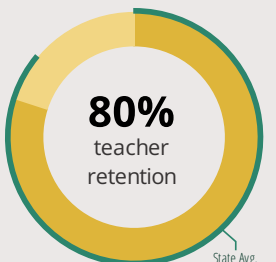
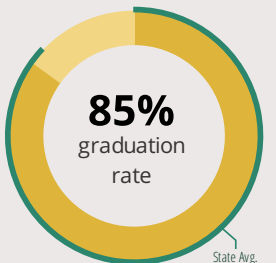
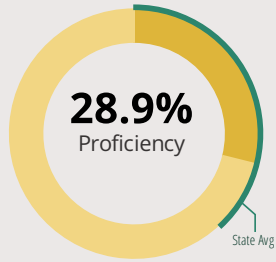
Grades: 9 - 12

District: Monmouth-Roseville CUSD 238

Principal: Mr. Will Bradford

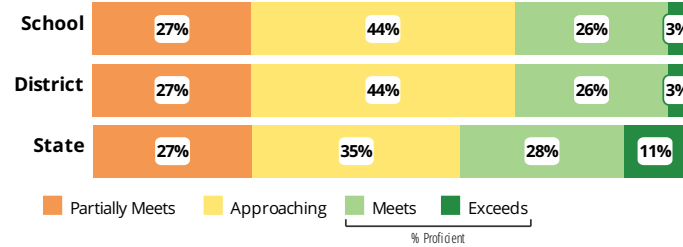
Superintendent: Mr. Edward Fletcher

## FAST FACTS



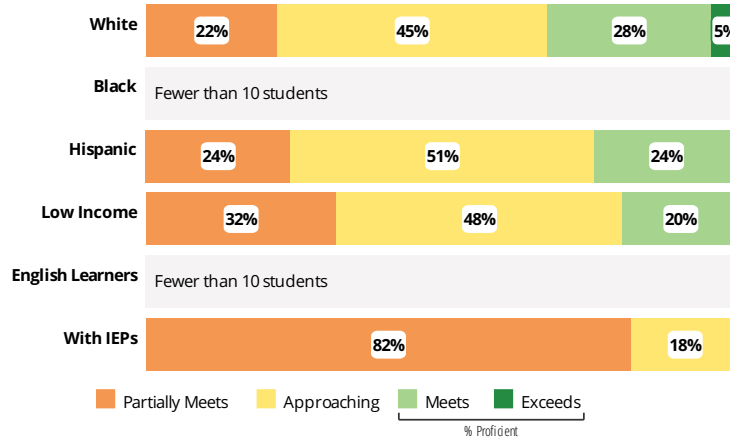
## Academic Success

High school students take the SAT in Math and English Language Arts. The display shows SAT results in four performance levels.



## Success by Student Group

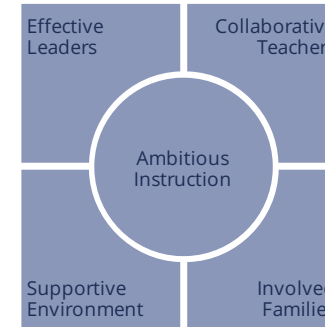
This display shows SAT performance levels for each student group. No data is shown for groups with fewer than 10 students.



## Student Characteristics

White	66%	Low Income	47%
Black	5%	English Learners	9%
Hispanic	22%	With IEPs	12%
Asian	2%	Homeless	0%
American Indian	0%		
Two or More Races	4%		
Pacific Islander	0%		

## School Environment



The **5Essentials Survey** allows students in grades 6-12 and all teachers to share their perspectives on essential conditions for learning. The anonymous survey consists of 5 components.

- Most implementation
- More implementation
- Average implementation
- Less implementation
- Least implementation
- Not Applicable/Low Response

### Response Rates

Students	81%
Teachers	74%

### Average Effective Leaders

Do principals and teachers implement a shared vision for success?

### Average Collaborative Teachers

Do teachers collaborate to promote professional growth?

### Average Ambitious Instruction

Are classes challenging and engaging?

### Average Supportive Environment

Is the school safe, demanding, and supportive?

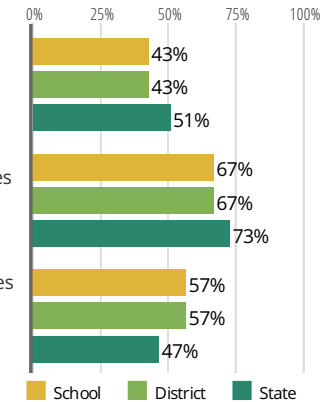
### Average Involved Families

Does the entire staff build strong external relationships?

## College Readiness

### Ready for College Coursework

Students who meet or exceed ACT college readiness benchmarks



### Postsecondary Enrollment

Students who enroll at colleges and universities

### Postsecondary Remediation (lower is better)

Students enrolled in Illinois community colleges who require remedial coursework



# Monmouth-Roseville High Sch

## School Highlights

### Academic Courses

Monmouth-Roseville High School provides a first class curriculum to meet the needs of all of our diverse learners. We continue to provide an education that will prepare our students with 21st century skills through collaboration, innovation and flexibility.

### Physical Education, Heath and Wellness

Health Education Courses, Physical Fitness, Weight Lifting/Toning

### Other Programs and Activities

8-9th Grade Transition Workshops, Academic Enrichment Activities, After School Care, Art Club, Auditorium Tech Crew, Before School Care, Career Education Events, Chess Club, Drama/Theatre, Ethnic Club, Family Nights, Forensics/Speech Teams, Homework Club, Interpersonal Enrichment Activities, Language Clubs, Marching Band, Mentoring Program, Music Club, National Honor Society, Reading Clubs, Scholastic Bowl, Science Club, Science Olympiad, Student Council/Government, Technology Club, Tutoring ...

### School Awards

For the past 9 years Monmouth-Roseville choir solo/ensemble received First Place in Class B. 2017 Soccer State Runner-Up

### Career Development Courses and Programs

Agricultural Construction and Technology, Agricultural Machinery Service, American Government and Politics, American History, Anatomy and Physiology, Art Appreciation, Beginning Automotive Services, Beginning Drafting, Beginning Electricity, Beginning Welding, Biomedical Ethics, Business Mathematics, Career Community Service Internship, Child Growth and Development, Computer Software Applications, Cooperative Vocational Program, Developmental Psychology, Drug Use and Abuse, Ethics, Freshman ...

### Athletics

2017 Soccer State Runner-Up

### School Personnel Resources

Bilingual Administrator, Bilingual Education Teacher, CTE Supervisor, Curriculum Specialist, Department Chair, English as a Second Language Teacher, General Administrator or General Supervi, Librarian/Media Specialist, Paraprofessional, School Guidance Counselor, School Guidance Counselor Intern, School Nurse, School Psychologist, School Social Worker, Special Education Teacher, Speech Language Pathology Teacher, State-Approved Director of Special Educa, Technology Specialist

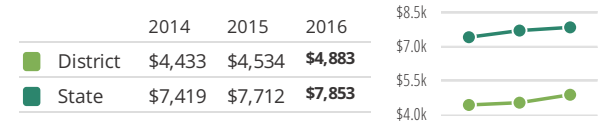
### Facilities

The student lounge was recently remodeled with new ergonomic chairs and tables. A new HVAC (heating ventilating air conditioning) system was installed in the gymnasium for a comfortable environment for fans and athletes. We constructed a new greenhouse to be used by our FFA and science classes.

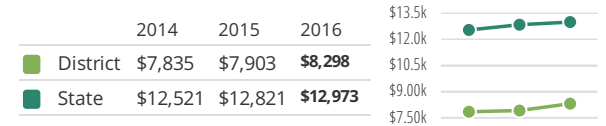
Most of this data has been collected by ISBE from school districts through data systems. Some information, such as the School Highlights, is entered directly by principals and can be updated throughout the year.

## District Finance

**Instructional Spending per Pupil** includes only the activities directly dealing with the teaching of students or the interaction between teachers and students.



**Operational Spending per Pupil** includes all costs for overall operations in this school's district, including Instructional Spending, but excluding summer school, adult education, capital expenditures, and long-term debt payments.



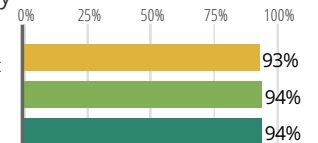
## Educator Measures

This school has had **2 principal(s)** over the past 6 years. In the last three years, an average of **80% of teachers** return to this school each year.

## Student Attendance and Mobility

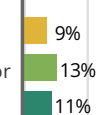
### Attendance Rate

Rate at which students are present at school, not including excused or unexcused absences




### Chronic Truancy Rate

Percentage of students who have been absent without valid reasons for 5% or more of regular school days



### Student Mobility

Percentage of students who transfer in or out of the school during the school year, not including graduates



## FOR MORE INFORMATION

Visit [IllinoisReportCard.com](http://IllinoisReportCard.com) to see additional details about each item of information for this school. There you will find charts spanning multiple years, detailed explanations, resources, more of the school's programs and activities, and powerful tools that let you dig deeper into data.